

Learning to Lead

Session Two

Word

✓ Check each item below after you have discussed it with your Leader.

Preparation before you meet with your Leader:

- 1. Read **Why Small Groups?**. Be prepared to discuss various types of small groups we have in our church.
- 2. Read **Why Life Groups?**. Be prepared to explain the difference between Small Groups and Life Groups.
- 3. Read **Why is Small Bigger than Large?**. Be prepared to share your commitment to reproduce our group by birthing a new group so that we can keep the groups small.
- 4. Read **Word - Learn/Bible Study**. Be prepared to discuss **Communicating With God** and **My Daily Time with God**. Explain the difference between facilitating the Bible study discussion and preaching/teaching.

To be completed with your Leader:

- 5. Each share your personal joys and concerns. Share about the needs of the group.
- 6. Discuss and (✓) check off points 1 through 4 above.

Planning to share with our group this month:

- 7. Explain **My Daily Time with God** worksheet. Date _____ Name _____
- 8. Explain the **Dynamic Life Process**. Date _____ Name _____
- 9. Tracking Your Personal Growth. Record each person's progress by checking what they have completed. Date _____ Name _____

Prayer and Closing:

- 10. Pray for each other and for our group members.
- 11. Go over Preparation assignment for Session Three.
- 12. Set a Date _____ Time _____ Place _____
for our next Learning to Lead session.
- 13. Set a Date _____ Time _____ Place _____
for our next Dynamic Sharing training.

Why Small Groups?

The small group is a modern day expression of the first century house church. Perhaps 6-10 people is an optimum size but can vary anywhere from 4-12 people. We feel that the pressing demands of a modern world, plus the biblical imperatives of loving, serving and stimulating one another to grow require a return to the small group concept which better facilitates meaningful *human relationships and emphasizes individual maturity and ministry.*

*Small Groups Provide a Biblical Community Where
Christians Can Have Mutually Accountable Relationships
As We Reflect the Loving Character Of Christ to Our World*

Types of Small Group

	Nurture/Care Disciple-Making	Bible Study/Prayer	Support	Service/ Ministry Teams
Emphasis	Peer to peer pastoral care become Christ-like, love one another, disciple others	Provide Biblical information as the criteria for Christian living, agree together in prayer	Support and hold accountable members as they work through personal difficulties	Complete specific projects and tasks, become Christ-like
Characteristics	Exercise spiritual gifts within the group; fosters evangelism, assimilation and discipleship; foundation for deep trust and openness	Study may focus on books of the Bible, topical subjects or books; some groups may emphasize prayer or fellowship; often led by a single teacher or moderator	Focus and curriculum determined by ministry director; may have discussion, study, prayer and confrontation	Gathers People to a specific task, provides strong feeling of togetherness, creates an environment to get work accomplished
Duration	Continue to grow and birth new groups	Life span of group depends on whether new people are added consistently	Depends on the personal needs and purpose of the group	Varies depending on church ministry structure
Reproduction	Group grows and reproduces, trains an Apprentice Leader	Group may at certain times, have an assistant leader	Apprentices are trained to start new groups	Elected group may run a term, appointed or volunteer group may reproduce

A variety of small groups may be needed to meet the needs and levels of maturity of attenders. Groups usually form around *areas of affinity* such as marital status, age, personal need, life stage, task or ministry.

All of these Groups Grow by Attracting New People from Their Areas of Affinity such as:

- Task or service
- Seniors (only seniors)
- Mixed (all ages and status)
- Mixed - only adults above college age (any status)
- Women
- Men
- Singles (only singles)
- College age (only college)
- High School age (only)
- Jr. High School age (only) - A special curriculum should be designed for this age group
- Children (only) - A special curriculum should be designed for this age group
- Family (parents and young children together)

Why Life Groups?

Any of the small groups described above are valuable. Most small groups include:

1. **Welcome - Love/Sharing**
2. **Word - Learn/Bible Study**
3. **Worship - Praise and Prayer**

A Life Group is uniquely different! In a Life Group the Leader is giving Pastoral leadership to group members by equipping some people to minister to others so that the needs of everyone are met.

Small Group Time

While the group time would be similar to that of other small groups, Life Groups add two very important ingredients that are absolutely critical to the life of the group and to the life of the church as a whole as it relates to its ultimate purpose.

One-to-One Time

The One-to-One times of discipling, **Dynamic Basics**, **Dynamic Discipling** and **Dynamic Sharing** and the Leadership training for the Leader and Apprentice entitled **Learning to Lead**, along with on the job experience, add the other ingredients of:

4. **Work - Serving/Leader Development and Discipleship training** resulting in
5. **Win - Reaching Out.**

As people are disciplined, leaders will surface. More leaders mean more ministry. The present Life Groups can reproduce into more Life Groups

Remember: One-to-One Discipling + Small Group = Life Group

Why is Small Bigger than Large?

Many people think that the larger the group - the more successful. In reality, smaller groups will grow at a much faster rate because they provide greater potential for leaders to be developed. This will result in ministry to more people.

For example:

- Group One starts with 12 people and grows to 18 and continues at 16-20 people for several years - Total 20 People.
- Group Two starts with only 5 people and grows to 10 people quickly and in six months births a new group. Now 2 groups of 5 soon become 2 groups of 10 people which each birth a new group. 4 groups of 5 (20 people) soon become 8 groups of 5 (40 people) that soon becomes 8 groups of 10 (80 people) that soon become 16 groups of 10 (160 people).

Groups		Start With		Grow To	Becomes	Total
1	of	5	→	10	2 groups of 5 =	10
2	of	5	→	10 (20)	4 groups of 5 =	20
4	of	5	→	10 (40)	8 groups of 5 =	40
8	of	5	→	10 (80)	16 groups of 5 =	80
16	of	5	→	10 (160)	32 groups of 5 =	160

And so it continues to grow!

Group One grows by addition. Group Two grows by multiplication.

Why birth a new group when it reaches 10 people? Why not grow larger?

Experience shows that groups grow quickly to 10 but will increase very slowly beyond 10 people. *Why?*

Small groups of 4-10 people:

- have greater personal ministry to the members because the leaders have only a few people to care for.
- are more open and honest.
- have more desire to grow by attracting new people.
- are less threatening to invite new people to and for new people to come to.
- require that each one participates so each one has the opportunity to develop their gifts and learn to serve and to lead others.
- are easier to recruit new leaders to lead (many would lead a group of 5, but only a few would or could lead a group of 20).

Word - Learn/Bible Study

To Study and Apply the Word of God

Since the Bible is God's special instructions to us on how to live, it is important that we study and understand it. However, understanding must never be an end in itself. We are to apply God's Word to our lives in order that we might be instruments of God, appointed by Him to go and bear fruit.

"To the Jews who had believed Him, Jesus said, 'If you hold to my teaching, you are really my disciples'". John 8:31

"Blessed is the man who does not walk in the counsel of the wicked or stand in the way of sinners or sit in the seat of mockers. But his delight is in the law of the Lord, and on his law he meditates day and night". Psalm 1:1,2

"We proclaim Him, admonishing and teaching everyone with all wisdom, so that we may present everyone perfect in Christ". Colossians 1:28

"Do your best to present yourself to God as one approved, a workman who does not need to be ashamed and who correctly handles the word of truth". II Timothy 2:15

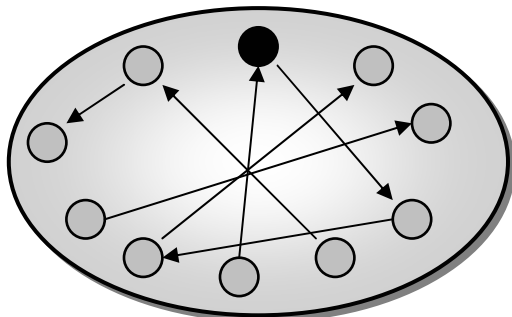
Word - Learn/Bible Study: (Apprentice or Leader leads)

- Study or review **Communicating with God**, Lesson Three in Dynamic Discipling. Share the concept with our group and show them the sample **My Daily Time with God** worksheet. Share a blessing or have others share how using this has blessed their walk with God.
- Study prepared material: e.g.; **Life Studies** from Dynamic Churches Int'l, or **Discussion Questions** prepared on the Pastor's Sunday sermon.
- Consider how to use the **Life Studies**. See sample **Calling the First Disciples**. This is one of a series of 24 lessons. (See Order form at the end of this book)
- There are other appropriate group study courses available. Read **Choosing Curriculum for Your Group** in Workshops of Explosive Growth Disciple-Making Process Workbook. This will help you to evaluate and select the best material to meet the needs of your group.

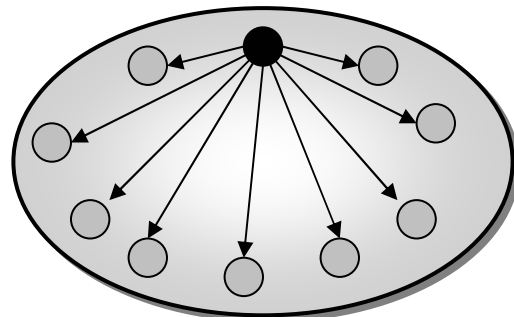
Note: *This is not intended to be a deep Bible study but a brief devotional. There should not be any homework as many will be in One-to-One studies. BE SENSITIVE!*

Your Bible Study time will be most enjoyable and profitable if each person participates. Your responsibility as the study leader is to encourage this participation. Do not feel you have to teach or preach but facilitate the interaction of the other members. You can share your insights of course, but do not dominate. The discussion should go:

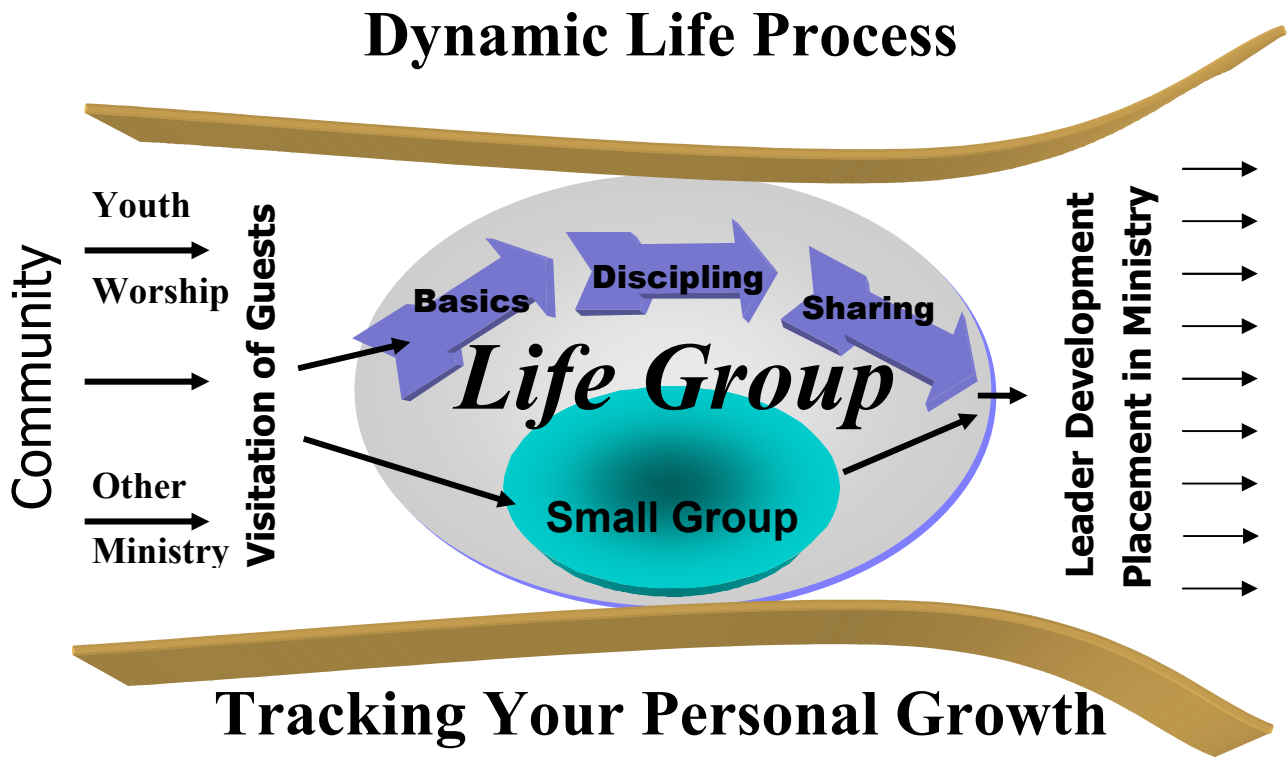
Like this



Not like this



Explain the diagram below and show the One-to-One materials as displayed in the Dynamic Life Process.



Have each person indicate on the graph what they have completed.

Name	Trained others in:			Trained others in:	Served as a:					
	Dynamic Basics	Dynamic Discipling	Dynamic Sharing		Dynamic Basics	Dynamic Discipling	Dynamic Sharing	Host/Hostess	Apprentice	Leader

Our goal will be to provide discipleship training and leader development for each person

Life Studies

CALLING THE FIRST DISCIPLES LUKE 5:1-11

Answer the question, "How did you feel the first time you..."

1. Tried to swim
2. Tried a new sport
3. Skipped school
4. Left home
5. Got a job

SCRIPTURE ENCOUNTER

Read Luke 5:1-11 and discuss the following.

1. Do you think it was just by chance that Simon Peter was "*washing his nets*" when Jesus needed a boat...or was it all in God's plan?
 - a. just by chance
 - b. in God's plan
 - c. not sure
2. If you had been Simon Peter when Jesus asked him to "*Put out into deep water, and let down the nets for a catch*", how would you have responded?
 - a. as Peter did
 - b. I would have made some excuse not to do it
 - c. encouraged Jesus to stick to his preaching and let me do the fishing
 - d. suggested another time when the fish were biting
 - e. gone ahead grudgingly
3. When they "*caught such a large number of fish that their nets began to break*", what do you think Simon Peter was thinking?
 - a. about all the money he would get for such a large catch of fish
 - b. how wrong he had been to doubt Jesus
 - c. he didn't know what to think
 - d. he realized who Jesus was

4. When Simon Peter said, "*Go away from me, Lord; I am a sinful man!*", what did he mean?
 - a. I'm humbled because you know more about fishing than I do.
 - b. I'm uncomfortable being around you because of my sinful life.
 - c. I recognize that you are who you say you are, but I am not ready to follow you
 - d. Stop making me feel guilty. Leave me alone.
 - e. I'm confused. I want to follow you but if I say "yes", I know that it will mean making changes in my life and I'm afraid.

APPLICATION

Consider your own spiritual journey.

1. How does your spiritual beginning compare with that of Simon Peter's.
 - a. not as dramatic
 - b. more intellectual
 - c. just as confusing
 - d. more dramatic
 - e. different, but just as real
 - f. not sure
2. How would you describe the condition of your spiritual boat?
 - a. sinking
 - b. at a standstill
 - c. going in the wrong direction
 - d. in need of repairs
 - e. moving right along
 - f. battered by a storm
3. If Jesus asked you to "*put out into deep water and let down your nets for a catch*" how would you respond?
 - a. I would be afraid
 - b. think it was a silly idea
 - c. okay, but...
 - d. I'll do it if someone will join me
 - e. Great! When can we get started?
 - f. I don't know what you mean
4. What will it take to get you going?
 - a. time to count the cost
 - b. time to get organized
 - c. I'm not sure
 - d. support from my friends
 - e. help to clean up my life
 - f. obedience

Message Outline

Topic _____

Date _____ Speaker _____

Scripture Reference _____

List Main Points and Key Thoughts for Each _____

What Impressed Me Most _____

God is Teaching Me _____

My Response Is _____

MY DAILY TIME WITH GOD

Week of _____ to _____ 20 ____

This Week's Memory Verse: (Review Each Day)

_____ Reference: _____

Day 1 Bible Reading Reference _____

Most Meaningful Verse _____

What Impressed Me Was _____

God is Teaching Me _____

My Response Is _____

Day 2 Bible Reading Reference _____

Most Meaningful Verse _____

What Impressed Me Was _____

God is Teaching Me _____

My Response Is _____

Day 3 Bible Reading Reference _____

Most Meaningful Verse _____

What Impressed Me Was _____

God is Teaching Me _____

